



**Subscribe to Newsletter**



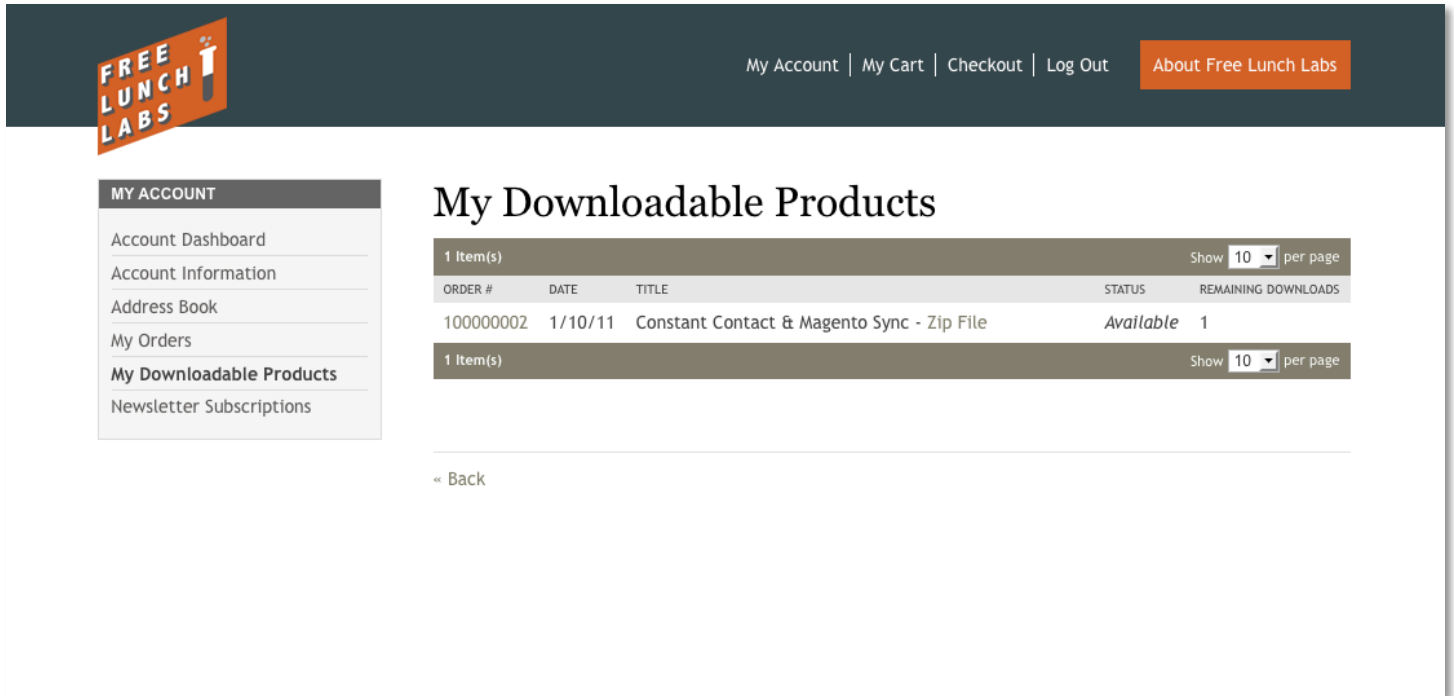
**Magento Checkout**

**Installation, Configuration, and Usage**

## Installation

BEFORE INSTALLING THIS EXTENSION CREATE OF BACKUP OF YOUR MAGENTO INSTALLATION AND ALL ASSOCIATED FILES AND DATABASES. BEFORE YOU INSTALL THIS ON YOUR LIVE MAGENTO STORE - WE RECOMMENDED THAT YOU INSTALL THIS EXTENSION ON A TEST VERSION OF YOUR MAGENTO STORE TO MAKE SURE IT DOES NOT CONFLICT WITH YOUR CURRENT CONFIGURATION.

1. Log on to [www.freelunchlabs.com](http://www.freelunchlabs.com) and download the extension from the “My Downloadable Products” under “My Account”.



MY ACCOUNT

- Account Dashboard
- Account Information
- Address Book
- My Orders
- My Downloadable Products**
- Newsletter Subscriptions

### My Downloadable Products

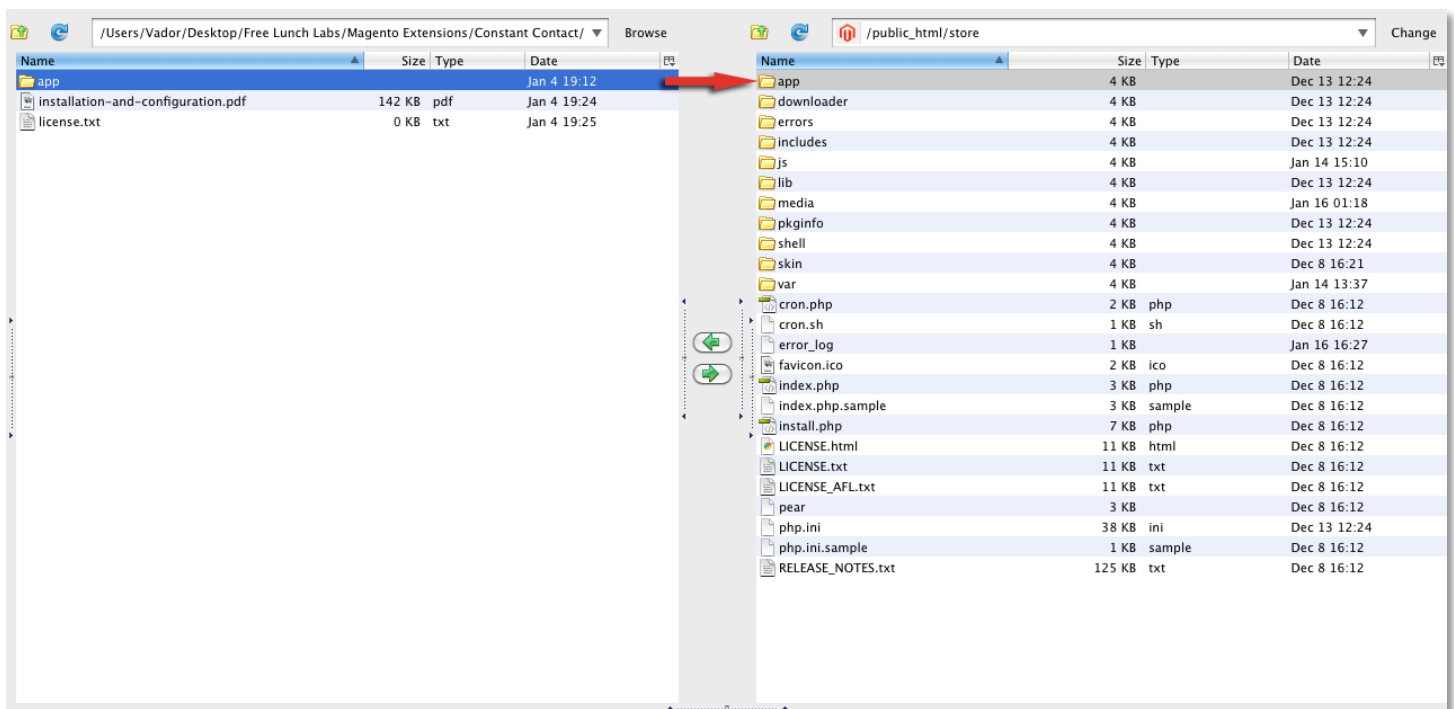
1 Item(s) Show 10 per page

ORDER #	DATE	TITLE	STATUS	REMAINING DOWNLOADS
100000002	1/10/11	Constant Contact & Magento Sync - Zip File	Available	1

1 Item(s) Show 10 per page

[« Back](#)

2. Upload the “app” folder in the downloaded extension to your Magento base directory.



/Users/Vador/Desktop/Free Lunch Labs/Magento Extensions/Constant Contact/

Name	Size	Type	Date
app			Jan 4 19:12
installation-and-configuration.pdf	142 KB	pdf	Jan 4 19:24
license.txt	0 KB	txt	Jan 4 19:25

/public\_html/store

Name	Size	Type	Date
app	4 KB		Dec 13 12:24
downloader	4 KB		Dec 13 12:24
errors	4 KB		Dec 13 12:24
includes	4 KB		Dec 13 12:24
js	4 KB		Jan 14 15:10
lib	4 KB		Dec 13 12:24
media	4 KB		Jan 16 01:18
pkginfo	4 KB		Dec 13 12:24
shell	4 KB		Dec 13 12:24
skin	4 KB		Dec 8 16:21
var	4 KB		Jan 14 13:37
cron.php	2 KB	php	Dec 8 16:12
cron.sh	1 KB	sh	Dec 8 16:12
error_log	1 KB		Jan 16 16:27
favicon.ico	2 KB	ico	Dec 8 16:12
index.php	3 KB	php	Dec 8 16:12
index.php.sample	3 KB	sample	Dec 8 16:12
install.php	7 KB	php	Dec 8 16:12
LICENSE.html	11 KB	html	Dec 8 16:12
LICENSE.txt	11 KB	txt	Dec 8 16:12
LICENSE_AFL.txt	11 KB	txt	Dec 8 16:12
pear	3 KB		Dec 8 16:12
php.ini	38 KB	ini	Dec 13 12:24
php.ini.sample	1 KB	sample	Dec 8 16:12
RELEASE_NOTES.txt	125 KB	txt	Dec 8 16:12

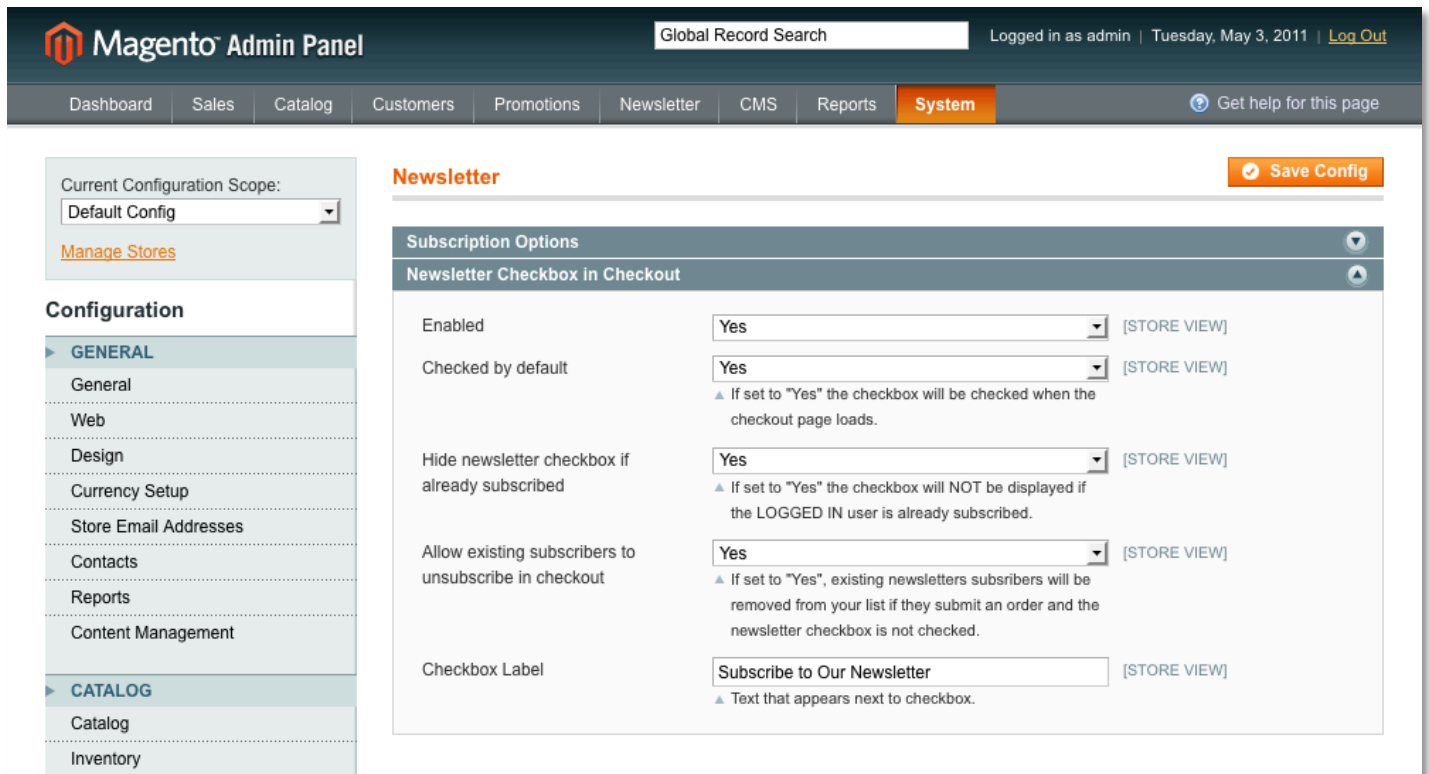
3. Log into your Magento Administration Panel:
  1. Navigate to: *System > Cache Management*
  2. Flush Magento Cache.
  3. Flush Cache Storage.

4. Log out of your Magento Administration Panel and immediately log back in. If you see a “404 Page Not Found” when you try to access the configuration – you most likely missed this step.

5. Installation is complete!

## Configuration

1. Navigate to: *System > Configuration > Newsletter > Newsletter Checkbox in Checkout*



The screenshot shows the Magento Admin Panel interface. At the top, there is a navigation bar with the Magento logo, 'Admin Panel' text, a search box, and user information. Below this is a secondary navigation bar with tabs for Dashboard, Sales, Catalog, Customers, Promotions, Newsletter, CMS, Reports, and System (which is highlighted). A 'Save Config' button is visible in the top right corner of the configuration area.

The main content area is titled 'Newsletter' and contains a section for 'Newsletter Checkbox in Checkout'. This section includes several configuration fields:

Field Name	Value	View
Enabled	Yes	[STORE VIEW]
Checked by default	Yes	[STORE VIEW]
Hide newsletter checkbox if already subscribed	Yes	[STORE VIEW]
Allow existing subscribers to unsubscribe in checkout	Yes	[STORE VIEW]
Checkbox Label	Subscribe to Our Newsletter	[STORE VIEW]

Each field has a dropdown menu and a '[STORE VIEW]' link. Some fields include explanatory text: 'Checked by default' notes that the checkbox will be checked on checkout; 'Hide newsletter checkbox if already subscribed' notes that the checkbox will not be displayed for logged-in users; 'Allow existing subscribers to unsubscribe in checkout' notes that existing subscribers will be removed from the list if they submit an order and the checkbox is not checked; and 'Checkbox Label' notes that the text appears next to the checkbox.

2. Set the following form Fields:
  - Enabled: Yes
3. Click “Save Config”.
4. Configuration is complete!

## Extra Configuration Details

Field	Options	Description
Enabled	Yes, No	Status of this Magento Extension. Recommended Value: "Yes".
Check by Default	Yes, No	If set to "Yes" the checkbox will be checked when the checkout page loads. Recommended Value: "Yes".
Hide newsletter checkbox if already subscribed	Yes, No	If set to "Yes" the checkbox will NOT be displayed if the LOGGED IN user is already subscribed. Recommended Value: "Yes".
Allow existing subscribers to unsubscribe in checkout	Yes, No	If set to "Yes", existing newsletters subscribers will be removed from your list if they submit an order and the newsletter checkbox is not checked. Recommended Value: "Yes".
Checkbox Label	---	Text that appears next to checkbox. Recommended Value: "Subscribe to Our Newsletter".